

COMFAST

Quick Installation Guide

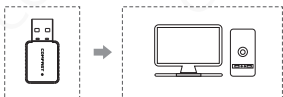


Installation Guide
Version 1.0

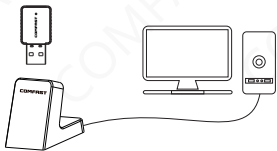
1 Hardware Installation

Here are two methods to install the usb adapter

1. Please insert the usb adapter directly into the computer's USB port.



2. Connect the USB port of the computer through the USB extension cable base. (USB extension base is sold separately)

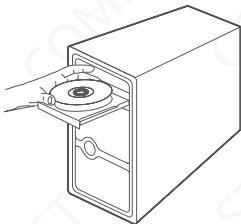



Note: Note: The picture is a schematic diagram, please refer to the actual appearance for details

Note: When using the desktop, it is recommended to use the USB extension cable base to connect the rear interface of the computer chassis. (Most of the desktop computer's front USB interface is underpowered or unavailable), extended to the desktop Use, the effect is better!

2 Driver Installation

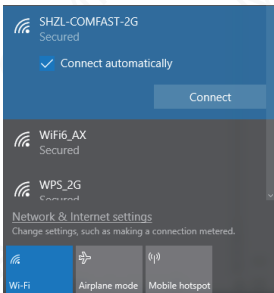
1. Put the CD driver into the computer drive.



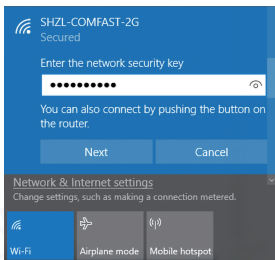
2. Double-click the drive letter to open the corresponding driver folder, double-click the driver  Setup installation file, the default option is to complete the next step. (Note: If the installation file is a compressed package, it needs to be decompressed before installation)



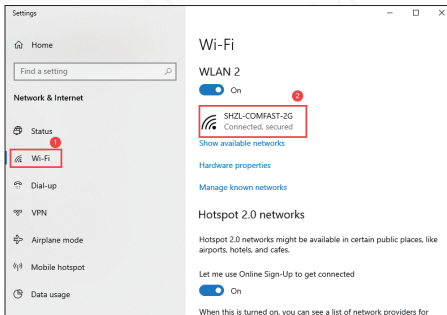
2. After confirming that the driver is installed correctly, you can double-click the wifi icon in the bottom right corner, and click the icon with the left mouse button. The computer will display the connectable WiFi SSIDs.



3. Click the WiFi SSID you want to connect and input the password.



4. After connected, open the "Open Network & Internet setting", click the "Wi-Fi" option, you can find the connected WiFi SSID, view the current IP, MAC address, gateway, driver version, etc.



Note: If the IP address is not obtained or the data packet is not received, the password may be entered incorrectly. Please re-enter the correct password to obtain the IP again. For networks with fixed IP addresses, you need to manually set the IP address.

Maintenance Regulations

Dear Valued Clients,

Thank you for purchasing **COMFAST** products. To protect your rights and interests in after-sales service, please read the following maintenance regulations.

The following does not belong to free maintenance, our company can provide paid service, please note:

- Failure to require the installation manual, use, maintenance, storage led to product failure or damage;
- Beyond the limited warranty, the warranty period; Unauthorized alteration, tearing up the product bar code;
- Without authorization to change the settings file or inherent disassemble;
- Unexpected factors or human actions lead to product damage, such as improper input voltage, temperature, watermechanical damage, break, rust or oxidation product of serious, etc;
- Other non-product itself, design, technology, manufacturing, quality and other quality problems caused by the failure damage.

Customer Data

Name	
Address	
Model	
MAC No.	
Machine unit sales	
Sale of machine address	
Date of sale machine	
TEL	
Post Code	
Invoice No.	

Certificate Of Qualification

Quality Inspector _____

Production Date _____

Executive Standard YD/T 1965-2009



Please scan the code to view the installation video.

Copyright Information

Statement

**Shenzhen Four Seas Global Link Network
Technology CO.,Ltd.Company
all rights reserved.**

Without our official writ permission, no unit or individual shall be copied, reproduced, transcribed or translated in part or whole book. In any form or by any means(electronic,mechanical,printing,recording or other possible means)or for the propagation of goods any commercial, profitable purposes.

COMFAST is the registered trademark of Shenzhen Four Seas Global Link Network Technology Co.,Ltd.Company. All other trademarks or registered trademarks mentioned in this document, by respective owners.

Product specifications and information mentioned in this manual are for reference on subject to updates without notice. Unless there are other special agreed, this manual is used only as a user guide. All statements, information, etc. are not constitute any form of guarantee

Manufacturer: Shenzhen Four Seas Global Link Network
Technology Co.,Ltd.Company

Address: Room 607-610,Block B Tao JINDI Electronic
Business Incubation Base, Tenglong Road, Longhua
District, Shenzhen, China

Hotline: +86 755 83790059

Website: en.comfast.com.cn