



# Quick Installation Guide



MTK Auto Installation Version  
Version:3.0

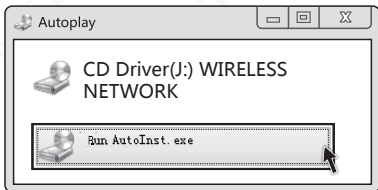
## Note:

1. This installation guide is only used for WiFi receiving mode. If you need to use AP mode, you have to download related driver on our website: [www.szcomfast.com](http://www.szcomfast.com).
2. The different configuration in different computer may cause the self-drive function is not workable. Pls open "Computer" and double check "CD Driver(J:) WIRELESS NETWORK " to start self-drive function.


## 1 Auto-Installation

It is similar installation steps in Windows 10/8.1/8/7/XP. Take Windows 7 as an example as below.

Insert the wireless adapter into the computer, then click "Apply Autoinst. exe".



## 2 Installation Finished

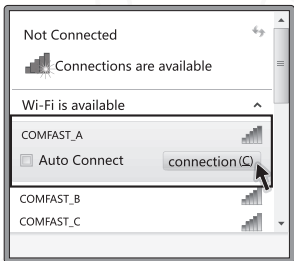
Pls wait for wireless adapter to be initialized. It will be show down automatically after it is finished, then wireless connection icon will appear at the right corner in the computer .

The wireless network card is initializing, please wait..... 62%



## 3 Network Connection

Click wireless connection icon  and then choose the available WiFi signal.



# Maintenance Regulations

Dear Valued Clients,

Thank you for purchasing a **COMFAST** products and service to protect your rights, please read the following maintenance regulations.

**The following does not belong to free maintenance ,our company can provide paid service ,please note:**

- Failure to require the installation manual , use ,maintenance, storage led to product failure or damage;
- Beyond the limited warranty , the warranty period;  
Unauthorized alteration, tearing up the product bar code;
- Without authorization to change the settings file or inherent disassemble without authorization;
- Unexpected factors or human actions lead to product damage, such as improper input voltage, temperature, watermechanical damage, break, rust or oxidation product of serious,etc;
- Other non-product itself, design ,technology, manufacturing,quality and other quality problems caused by the failure damage.

## Customer Data

Name	
Address	
Model	
MAC No.	
Machine unit sales	
Sale of machine address	
Date of sale machine	
TEL	
Post Code	
Invoice No.	

### Certificate Of Qualification

Quality Inspector \_\_\_\_\_

Production Date \_\_\_\_\_

Executive Standard \_\_\_\_\_



YD/T 1965-2009

# Copyright Information

## Statement

**Shenzhen Four Seas Global Link Network  
Technology CO.,Ltd.Company  
all rights reserved.**

Without our official written permission, no unit or individual shall be copied, reproduced, transcribed or translated in part or whole book. In any form or by any means (electronic, mechanical, printing, recording or other possible means) or for the propagation of goods any commercial, profitable purposes.

**COMFAST** is the registered trademark of Shenzhen Four Seas Global Link Network Technology Co., Ltd. Company. All other trademarks or registered trademarks mentioned in this document, by respective owners.

Product specifications and information mentioned in this manual are for reference on subject to updates without notice. Unless there are other special agreements, this manual is used only as a user guide. All statements, information, etc. are not constitute any form of guarantee

Manufacturer: Shenzhen Four Seas Global Link Network  
Technology Co., Ltd. Company

Address: Room 607-610, Block B Tao JINDI Electronic  
Business Incubation Base, Tenglong Road, Longhua  
District, Shenzhen, China

Hotline: +86 755 83790059

Website: [en.comfast.com.cn](http://en.comfast.com.cn)