

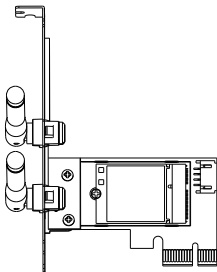
COMFAST

Quick Installation Guide



Intel Driver Installation
Version 1.0

Wireless Adapter x1

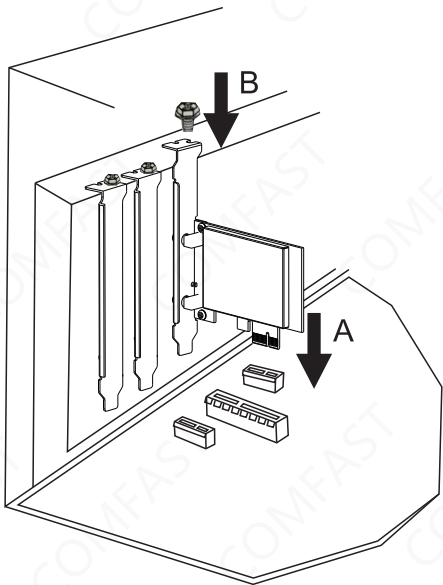


Fixing Screw x1

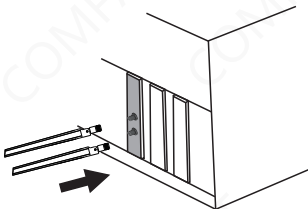


1 Hardware Installation

1.1 Insert the wireless adapter into the PCI-Ex1 slot (Also compatible with PCI-Ex4, PCI-Ex8, PCI-Ex16 slots) and screw the bezel.



1.3 Antenna installation.



2 Driver Installation

2.1 Please go to COMFAST official website to download the driver. This installation method takes win10 system as an example. Open the corresponding driver folder and double-click "Setup.exe" to run the installation program to complete the installation. (Note: If the installation file is a compressed package, it needs to be decompressed to install)

Driver Download:

Enter "www.szcomfast.com", click "Download Help" in the navigation bar, then search for the product model in the search bar, and "click to download".

Maintenance Regulations

Dear Valued Clients,

Thank you for purchasing **COMFAST** products. To protect your rights and interests in after-sales service, please read the following maintenance regulations.

The following does not belong to free maintenance, our company can provide paid service, please note:

- Failure to require the installation manual, use, maintenance, storage led to product failure or damage;
- Beyond the limited warranty, the warranty period; Unauthorized alteration, tearing up the product bar code;
- Without authorization to change the settings file or inherent disassemble;
- Unexpected factors or human actions lead to product damage, such as improper input voltage, temperature, watermechanical damage, break, rust or oxidation product of serious, etc;
- Other non-product itself, design, technology, manufacturing, quality and other quality problems caused by the failure damage.

Certificate Of Qualification

Quality Inspector _____

Production Date _____

Executive Standard _____



Copyright Information

Statement

**Shenzhen Four Seas Global Link Network
Technology CO.,Ltd.Company
all rights reserved.**

Without our official writ permission, no unit or individual shall be copied, reproduced, transcribed or translated in part or whole book. In any form or by any means(electronic,mechanical,printing,recording or other possible means)or for the propagation of goods any commercial, profitable purposes.

COMFAST is the registered trademark of Shenzhen Four Seas Global Link Network Technology Co.,Ltd.Company. All other trademarks or registered trademarks mentioned in this document, by respective owners.

Product specifications and information mentioned in this manual are for reference on subject to updates without notice. Unless there are other special agreed, this manual is used only as a user guide. All statements, information, etc. are not constitute any form of guarantee

Manufacturer: Shenzhen Four Seas Global Link Network
Technology Co.,Ltd.Company

Address: Room 607-610,Block B Tao JINDI Electronic
Business Incubation Base, Tenglong Road, Longhua
District, Shenzhen, China

Hotline: +86 755 83790059

Website: www.comfast.cn / www.szcomfast.com