

# **COMFAST**

## **Quick Installation Guide**



Wireless Extender/Repeater  
Version:V1.0

# 1 The Product Description

## 1.1、Description of product interface indicator :



WPS/RESET

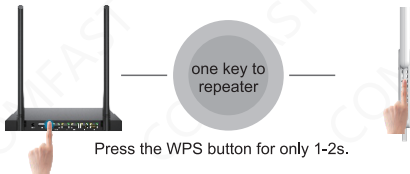
Note: Short press for 1 second is WPS,  
long press for more than 5 seconds  
For factory reset

## 2 Product Installation

Notice: Notice: If the router has WPS button, you'd better choose the WPS "one key to repeater" to set up (See 2.1.1). If not, pls enter the IP address 192.168.10.1 to set up (See 2.2.1).

### 2.1 Press WPS on repeater and match automatically

2.1.1 Plug the wifi repeater on outlet near the wifi router. Press the WPS button on the main router for 1 - 2s. Then, press the WPS button on the repeater for 1 - 2s within 50s(ASAP). Wait for about 30s, the repeater will repeat automatically. The WIFI lamp will go out for a while and light up again when repeat successfully. Finally, a new extended WiFi named as "your original wifi name-Plus" will show on your wifi list. (eg: xxxxx-Plus)



Pls make sure that it didn't repeat other router net when you press the WPS to repeat. Otherwise you will have to press the Reset button to restore factory settings.

#### Notice:

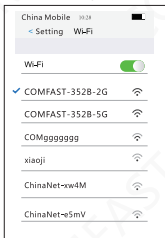
Please check the button on the router is the WPS or QSS.

Please check whether the WPS on the router is open(Enter the router interface to check).

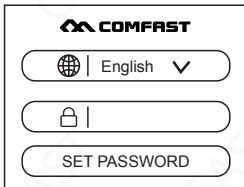
## 2.2 Product Installation

2.2.1 Power on the device, then wait for 30 seconds. Please connect your phone to WiFi SSID.

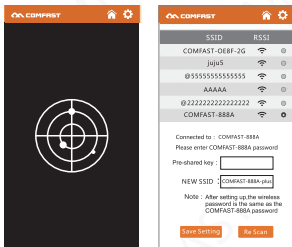
(Defaults: COMFAST-XXXXXX)



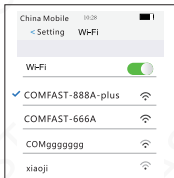
2.2.2、 Please enter 192.168.10.1 in the browser,  
The first time you log in, you need to manually set a password;



2.2.3、 The repeater wifi scan page will appear automatically after password setting. Choose the wifi SSID to booster, then input the password of this wifi SSID.



2.2.4、 Reconnect the phone to access the Internet. Password is the password of upper router. The SSID will add “-plus” of the upper router SSID.



### 3 FAQ

Q: Can not access to internet after setting?

A. If the device signal light keeps flashing, it means that the device has not been successfully expanded. Check whether the entered password is correct, if not, please re-enter the correct password ;

How to reset: Please wait 1 minute to restart after the device power on. Then press the reset button for 6-7 seconds, the indicator will flicker one time, now release the button, waiting for system to reset.

WPS: Please press the WPS button, the light will flicker for 120 seconds till the client connected. WPS only support mobile phone (Apple is not supported)

Definition of indicator light: The indicator light is always on by default, and it will keep flashing when the relay is connected or the relay fails. After the connection is successful, the indicator will be always on. The same is true for the status of the indicator lights when the WPS is connected.



# Maintenance Regulations

Dear Valued Clients,

Thank you for purchasing a **COMFAST** products and service to protect your rights, please read the following maintenance regulations.

**The following does not belong to free maintenance ,our company can provide paid service ,please note:**

- Failure to require the installation manual , use ,maintenance, storage lead to product failure or damage;
- Beyond the limited warranty , the warranty period;  
Unauthorized alteration, tearing up the product bar code;
- Without authorization to change the settings file or inherent disassemble without authorization;
- Unexpected factors or human actions lead to product damage, such as improper input voltage, temperature, watermechanical damage, break, rust or serious oxidation of product ,etc;
- Other non-product itself, design ,technology,manufacturing, quality and other quality problems caused by the failure damage.

# Quick Installation Guide

## Statement

**Shenzhen Four Seas Global Link Network Technology CO.,Ltd.Company  
all rights reserved.**

Without our official writ permission, no unit or individual shall be copied, reproduced, transcribed or translated in part or whole book. In any form or by any means(electronic,mechanical,printing,recording or other possible means)or for the propagation of goods any commercial, profitable purposes.

**COMFAST** is the registered trademark of Shenzhen Four Seas Global Link Network Technology Co.,Ltd.Company. All other trademarks or registered trademarks mentioned in this document, by respective owners.

Product specifications and information mentioned in this manual are for reference on subject to updates without notice. Unless there are other special agreed, this manual is used only as a user guide. All statements, information, etc. are not constitute any form of guarantee

Manufacturer: Shenzhen Four Seas Global Link Network Technology Co.,Ltd.Company

Address: Room 607-610,Block B Tao JINDI Electronic Business Incubation Base, Tenglong Road, Longhua District, Shenzhen, China

Hotline: +86 755 83790059

Website: [en.comfast.com.cn](http://en.comfast.com.cn)